

# x550 Series

## Stackable 10 Gigabit Intelligent Switches



Allied Telesis x550 Series of stackable 10 Gigabit Layer 3 switches have capacity and resiliency coupled with easy management, meeting the needs of even the most demanding network core and distribution applications.

Three models provide 16 x 1G/10G copper, 16 x 1G/10G SFP+ slots, or 8 x 1G/2.5G/5G/10G copper and 8 x 1G/10G SFP+ slots, all with two 40G uplinks. With the power of Allied Telesis Virtual Chassis Stacking (VCStack™), the x550 Series is ideal for the network core, and demanding distribution applications.

### Network automation

Vista Manager™ EX bundled with Allied Telesis Autonomous Management Framework™ Plus (AMF Plus) meets the increasing management requirements of modern networks. While AMF Plus allows an entire network to be securely and easily managed as a single virtual device, Vista Manager EX provides an intuitive and powerful graphical tool for monitoring and managing AMF Plus wired and Autonomous Wave Control (AWC) wireless devices.

### Device and network management

The Device GUI on the x550 Series enables graphical monitoring of key switch features to support easy management.

Integrated into the Device GUI, the wireless controller supports visibility and management of AMF Plus wired and AWC wireless network devices, making it ideal as a one-stop solution for small to medium-sized networks.

AWC is an intelligent, easy to use Wireless LAN controller that automatically maintains optimal wireless coverage. The wireless controller includes AWC floor and heat maps showing wireless coverage. It also supports AWC Channel Blanket hybrid operation, providing maximum performance and seamless roaming, as well as AWC Smart Connect for simplified deployment, and a resilient Wi-Fi network solution using wireless uplink connectivity.

### Resiliency

Converging network services means increasing demand for highly available networks with minimal downtime. VCStack, in conjunction with link aggregation, provides a network with no single point of failure, and provides access application resiliency.

Ethernet Protection Switched Ring (EPSRing™), and the standards-based G.8032 Ethernet Ring Protection, ensure distributed networks have high-speed access to online resources and applications.

### High-speed wireless

The spread of high-speed wireless (802.11ac or “Wave2”) is problematic for network infrastructure. Unless the infrastructure is upgraded to cope with increased speeds, it creates a bottleneck which negatively impacts the effectiveness of the wireless network.

But increasing speeds from 1 Gigabit has traditionally meant moving to 10 Gigabit. This requires new cabling, which is expensive and time consuming to install.

The x550-18XSPQm solves these issues because it provides support for 2.5 and 5 Gigabit. At this speed, the wireless network runs at full capacity, and there is no need to replace existing Cat5E and Cat6 cables.

### Secure

The x550 Series offers powerful control over network traffic types, secure management options, loop guard to protect against cabling mistakes, and tri-authentication for comprehensive access control.



## Key Features

- Autonomous Management Framework Plus (AMF Plus)
- Continuous PoE
- VCStack up to 4 units at any port speed
- VCStack-LD for long distance stacking
- 40G uplinks
- 4 x 10G breakout cables for 40G ports
- 2.5G for high-speed wireless applications
- OpenFlow v1.3
- EPSR and G.8032 Ethernet Ring Protection
- EPSR Master
- Precision Time Protocol (PTP) Transparent Mode
- Media Access Control Security (MACSec)
- Multicast Source Discovery Protocol (MSDP)
- Link Monitoring
- Upstream Forwarding Only (UFO)
- The wireless controller enables:
  - Wired and wireless network visibility
  - AWC wireless network management
  - AWC-Channel Blanket hybrid wireless
  - AWC-Smart Connect wireless uplinks
- FIPS 140-2 certified
- NETCONF/RESTCONF with YANG data modelling

## Future-proof

The x550 Series ensures a future-proof network, with superior flexibility coupled with the ability to stack multiple units. All x550 Series models feature 40 Gigabit uplinks ports, and support OpenFlow and a comprehensive IPv6 feature set, to ensure they are ready for SDN and future network traffic demands.

# KEY FEATURES

## Wireless controller

Integrated into the Device GUI, the wireless controller provides full network visibility of AMF Plus wired and AWC wireless devices. Manage and simplify wireless deployment with AWC-Smart Connect, and support optimal wireless performance from AWC hybrid operation with maximum throughput and a seamless Wi-Fi user experience.

## Allied Telesis Autonomous Management Framework™ Plus (AMF Plus)

AMF Plus is a sophisticated suite of management tools that provide a simplified approach to network management. Powerful features like centralized management, auto-backup, auto-upgrade, auto-provisioning and auto-recovery enable plug-and-play networking and zero-touch management.

Any x550 Series switch can operate as the AMF Plus network master, storing firmware and configuration backups for other network nodes. The AMF master enables auto-provisioning and auto-upgrade by providing appropriate files to new network members. New network devices can be pre-provisioned making installation easy because no on-site configuration is required.

An AMF Plus license (from AW+ version 5.5.2-2 onwards) provides all standard AMF network management and automation features, and also enables the AMF Plus intent-based networking features in Vista Manager EX (from version 3.10.1 onwards).

## AWC Wireless Management

Optimize wireless network performance with the Autonomous Wave Controller (AWC), built-in to the x550 Series. AWC analyzes wireless traffic patterns and automatically reconfigures access points to meet demand.

Wireless network operation in multi-channel, single-channel (Channel Blanket), and hybrid (multi-channel and Channel Blanket) modes, supports maximum data throughput and seamless roaming for the most flexible wireless solution available.

AWC-Smart Connect (AWC-SC) enables plug-and-play wireless network growth, as new APs only need a power connection, and will then automatically create resilient wireless uplink connections to other APs.

## Virtual Chassis Stacking (VCStack™)

Create a VCStack of up to four units with 160Gbps of stacking bandwidth to each unit. Stacking links are connected in a ring so each device has dual connections to further improve resiliency. VCStack provides a highly available system where network resources are spread out across stacked units, reducing the impact if one of the units fails. Aggregating switch ports on different units across the stack provides excellent network resiliency.

## Long-Distance Stacking (VCStack-LD)

Long-distance stacking allows a VCStack to be created over longer distances, perfect for a distributed network environment.

## Flexible Deployment

The compact x550-18XTQ and x550-18XSQ enable easy deployment, and 2 units can be installed side-by-side in 1RU, saving valuable rack space. VCStack enables a single 32-port 1RU virtual unit with built-in resiliency.

## Ethernet Protection Switched Ring (EPSRing™)

EPSRing and 10 Gigabit Ethernet allow several x550 switches to form high-speed protected rings capable of recovery within as little as 50ms. This feature is perfect for high performance and high availability in enterprise networks. x550 Series switches can act as the EPSR Master.

## G.8032 Ethernet Ring Protection

G.8032 provides standards-based high-speed ring protection, that can be deployed stand-alone, or interoperate with Allied Telesis EPSR.

Ethernet Connectivity Fault Monitoring (CFM) proactively monitors links and VLANs, and provides alerts when a fault is detected.

## NETCONF/RESTCONF

NETCONF/RESTCONF with YANG data modeling provides a standardized way to represent data and securely configure devices.

## Power over Ethernet Plus (PoE+)

With PoE, a separate power connection to media endpoints such as IP phones and wireless access points is not necessary. PoE+ reduces costs and provides even greater flexibility, providing the capability to connect devices requiring more power (up to 30 Watts) such as pan, tilt and zoom security cameras.

## Continuous PoE

Continuous PoE allows the switch to be restarted without affecting the supply of power to connected devices. Smart lighting, security cameras, and other PoE devices will continue to operate during a software upgrade on the switch.

## Upstream Forwarding Only (UFO)

UFO lets you manage which ports in a VLAN can communicate with each other, and which only have upstream access to services, for secure multi-user deployment.

## sFlow

sFlow is an industry-standard technology for monitoring high-speed switched networks. It provides complete visibility into network use, enabling performance optimization, usage accounting/billing, and defense against security threats. Sampled packets sent to a collector (up to 5 collectors can be configured) ensure it always has a real-time view of network traffic.

## VLAN Mirroring (RSPAN)

VLAN mirroring allows traffic from a port on a remote switch to be analyzed locally. Traffic being transmitted or received on the port is duplicated and sent across the network on a special VLAN.

## Active Fiber Monitoring

AFM prevents eavesdropping on fiber data or stacking links by monitoring received optical power. If an intrusion is detected, the link can be automatically shut down, or an alert sent.

## Tri-authentication

Authentication options include 802.1x port-based authentication, web authentication for guest access, and MAC authentication for endpoints that do not have an IEEE 802.1x supplicant. All three methods can be enabled simultaneously.

## TACACS+ Command Authorization

TACACS+ Command Authorization offers centralized control over which commands may be issued by each specific AlliedWare Plus device user. It complements authentication and accounting services for a complete AAA solution.

## Premium Software License

By default, the x550 Series offers a comprehensive Layer 2 and basic Layer 3 feature set that includes static routing and IPv6 management features. The feature set can easily be elevated to full Layer 3 by applying the premium software license. This adds dynamic routing protocols and Layer 3 multicasting capabilities.

## VLAN Access Control List (ACLs)

ACLs simplify access and traffic control across entire segments of the network. They can be applied to a VLAN as well as a specific port.

## Software Defined Networking (SDN)

OpenFlow is a key technology that enables the use of SDN to build smart applications that unlock value and reduce cost.

## Precision Time Protocol (PTP)

PTP (IEEE 1588v2) synchronizes clocks throughout the network with micro-second accuracy, supporting industrial automation and control systems. PTP operates on standalone or stacked switches.

## Media Access Control Security (MACSec)

802.1AE MACSec secures all traffic on point-to-point Ethernet links between directly connected nodes, ensuring protection against security threats such as denial of service, intrusion, man-in-the-middle, passive wiretapping, and playback attacks.

## Multi-speed Ports

Copper ports on the x550-18XSPQm support 2.5 and 5 Gigabit connectivity to enable high-speed wireless, and the use of legacy Cat5E/6 cabling.

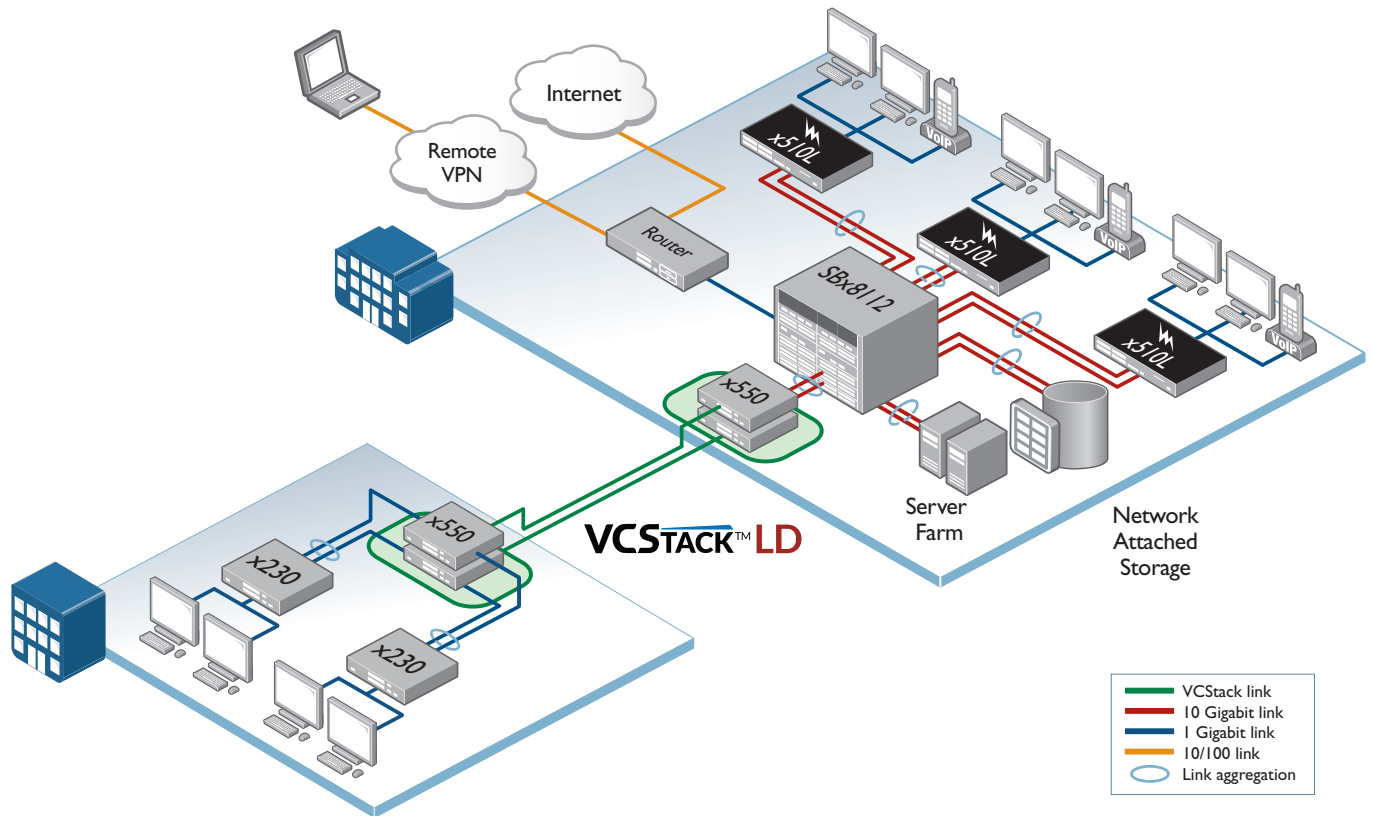
## Multicast Source Discovery Protocol (MSDP)

MSDP enables two or more PIM-SM (Sparse Mode) domains to share information on active multicast sources, for more efficient forwarding of multicast traffic.

## Link Monitoring (Linkmon)

Linkmon enables network health monitoring by regularly sending probes over key links to gather metrics comprising latency, jitter, and probe loss. This supports pro-active network management, and can also be used with triggers to automate a change to device or network configuration in response to the declining health of a monitored link.

# Network Distribution



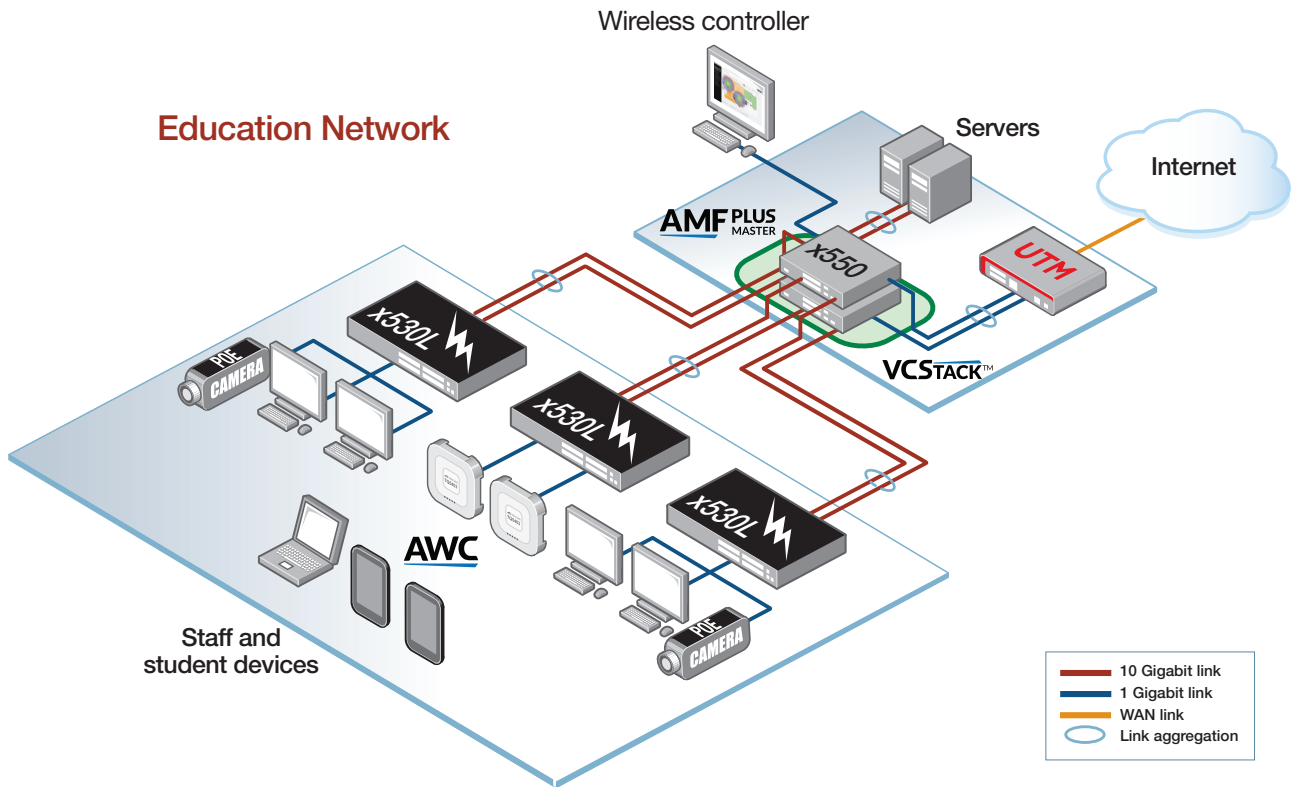
## Resilient distribution switching

Allied Telesis x550 Series switches are ideal for distribution solutions, where resiliency and flexibility are required. In the above diagram, distribution switches utilize long-distance Virtual Chassis Stacking (VCStack-LD) to create a single virtual unit out of multiple devices. By using fiber stacking connectivity, units can be kilometers apart—perfect for a distributed environment.

When combined with link aggregation, VCStack provides a solution with no single point of failure, and which fully utilizes all available network bandwidth.

x550 switches provide a resilient and reliable distribution solution to support all networks with business-critical online resources and applications.

# Resilient Network Core



## Resilient network core

x550 switches have the power of Virtual Chassis Stacking (VCStack), which removes any single point of failure from the network—making them perfect for small business or education solutions.

The diagram shows a pair of x550 switches in an education environment, with link aggregation between the core VCStack and servers, the firewall, and edge switches to provide resilient connectivity.

Allied Telesis edge switches connect and power access points for wireless network connectivity for staff and students, as well as IP security cameras to ensure a safe learning environment.

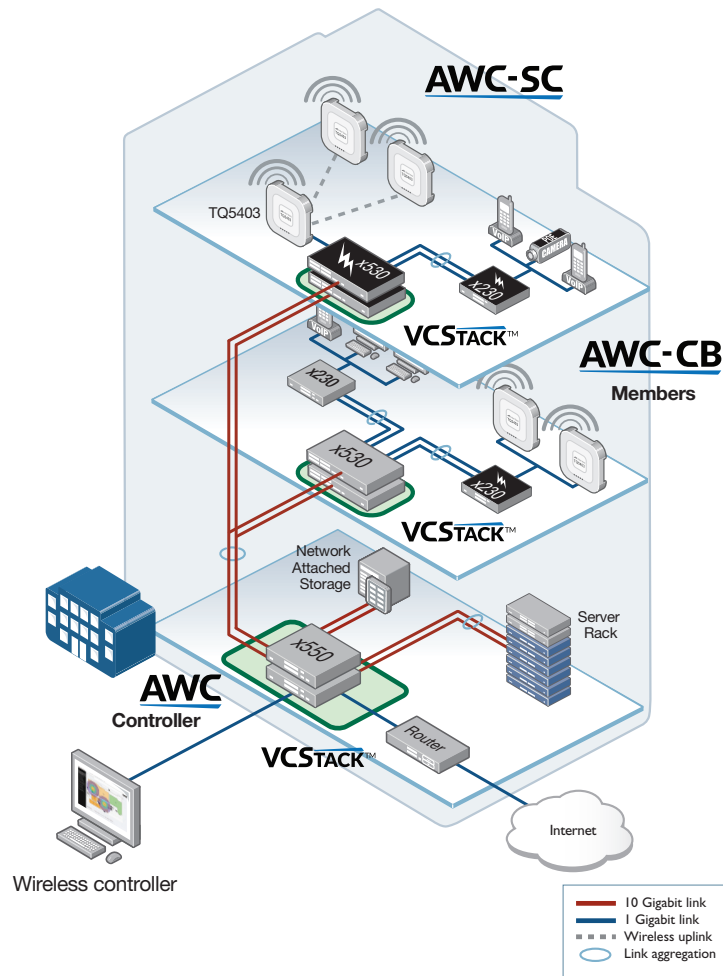
Autonomous Management Framework Plus (AMF Plus) simplifies and automates many day to day administration tasks, easing the burden of network management. The x550 switches act as the AMF Plus master, automatically backing up the entire network, and

providing plug-and-play network growth and zero-touch unit replacement.

Autonomous Wave Control (AWC) automatically optimizes the wireless network to maximize performance, and minimize interference.

The wireless controller provides integrated management of the AWC wireless network, with floor and heat maps enabling performance monitoring.

# Integrated wireless LAN management



Allied Telesis Autonomous Wave Controller (AWC) offers solutions for two of the most common problems with Wireless LANs: initial setup complexity and on-going performance degradation. Initial WLAN set-up usually requires a site survey to achieve the best coverage; and performance of WLANs can often change over time as external sources of radio interference reduce coverage and bandwidth. These issues can be time-consuming to identify and resolve.

AWC features an intelligent process that automatically re-calibrates the signal strength and radio channel of each Access Point (AP) for optimal WLAN performance.

AWC Smart Connect (AWC-SC) uses wireless uplink connections between APs, so deployment is as easy as plugging in and powering on the new APs, which automatically extend the Wi-Fi network, creating a resilient solution.

The wireless controller is integrated into the Device GUI of the x550 Series and provides an ideal solution for modern enterprise networks, enabling management of both the wired (with AMF Plus) and wireless (with AWC) networks to be automated. This reduces both the time and cost of network administration, as well as maximizing network performance for a superior user experience.

Up to 5 TQ Series wireless APs can be managed for free, and up to a further 40 APs (max 45) with feature licenses, available separately.

On some AP models, hybrid channel blanket enables multi-channel and single-channel WiFi operation simultaneously. This supports seamless roaming and maximum throughput. Channel Blanket licenses are available for up to 40 APs. For plug-and-play wireless deployment AWC-SC licenses are available for up to 40 APs.

# SPECIFICATIONS

	1/10G (RJ-45) copper ports	1/2.5/5/10G (RJ-45) copper ports	1/10G sfp+ ports	40G QSFP ports	Max POE enabled ports	Switching Fabric	Forwarding Rate
<b>x550-18XTQ</b>	16	-	-	2	-	480Gbps	357.1Mpps
<b>x550-18XSQ</b>	-	-	16	2	-	480Gbps	357.1Mpps
<b>x550-18XSPQm</b>	-	8	8	2	8	480Gbps	357.1Mpps

## Performance

- 160Gbps of stacking bandwidth
- Supports L2 jumbo frames
  - 12.3KB at 1G, 10G, 40G
  - 6.5KB at 2.5G
  - 10.0KB at 5G
- Supports 9KB L3 jumbo frames
- Wirespeed multicasting
- 4094 configurable VLANs
- Up to 16K MAC addresses
- Up to 256 multicast entries
- Up to 128 Link Aggregation Groups (LAGS) - any combination of static and dynamic (LACP)
- 1024MB DDR SDRAM, 1024MB flash memory
- Packet buffer memory: 4MB

## Reliability

- Modular AlliedWare Plus™ operating system
- Full environmental monitoring of PSUs, fans, temperature and internal voltages. SNMP traps alert network managers in case of any failure

## Power Characteristics

- AC voltage: 90 to 260V (auto-ranging)
- Frequency: 47 to 63Hz

## Expandability

- Stack up to four units in a VCStack
- Premium license option for additional features

## Flexibility and Compatibility

- 10G SFP+ ports will support any combination of Allied Telesis 1000Mbps SFP and 10GbE SFP+ modules and direct attach cables listed in this document under Ordering Information
- Stacking ports can be configured from 10G or 40G ports
- Port speed and duplex configuration can be set manually or by auto-negotiation

## Diagnostic Tools

- Active Fiber Monitoring detects tampering on optical links
- Built-In Self Test (BIST)
- Cable fault locator (TDR)
- Find-me device locator
- Automatic link flap detection and port shutdown
- Optical Digital Diagnostic Monitoring (DDM)
- Ping polling for IPv4 and IPv6
- Port mirroring
- No limit on mirrored ports
- Up to 4 mirror (analyzer) ports
- VLAN mirroring (RSPAN)

- TraceRoute for IPv4 and IPv6
- Uni-Directional Link Detection (UDLD)

## IPv4 Features

- Black hole routing
- Directed broadcast forwarding
- DNS relay
- Equal Cost Multi Path (ECMP) routing
- Policy-based routing
- Route redistribution (OSPF, RIP, BGP)
- Static unicast and multicast routing for IPv4
- UDP broadcast helper (IP helper)

## IPv6 Features

- DHCPv6 client and relay
- DNSv6 client and relay
- IPv4 and IPv6 dual stack
- IPv6 aware storm protection and QoS
- IPv6 hardware ACLs
- Device management over IPv6 networks with SNMPv6, Telnetv6 and SSHv6
- NTP client and server
- Static unicast and multicast routing for IPv6
- Log to IPv6 hosts with Syslog v6
- IPv6 Ready certified

## Management

- Front panel 7-segment LED provides at-a-glance status and fault information
- Allied Telesis Management Framework Plus (AMF Plus) enables powerful centralized management and zero-touch device installation and recovery
- Console management port on the front panel for ease of access
- NETCONF/RESTCONF northbound interface with YANG data modelling
- Eco-friendly mode allows ports and LEDs to be disabled to save power
- Web-based Graphical User Interface (GUI)
- Industry-standard CLI with context-sensitive help
- Powerful CLI scripting engine
- Comprehensive SNMP MIB support for standards-based device management
- Built-in text editor
- Event-based triggers allow user-defined scripts to be executed upon selected system events
- USB interface allows software release files, configurations and other files to be stored for backup and distribution to other devices

## Quality of Service

- 8 priority queues with a hierarchy of high priority queues for real time traffic, and mixed scheduling, for each switch port
- Limit bandwidth per port or per traffic class down to 64kbps

- Wirespeed traffic classification with low latency essential for VoIP and real-time streaming media applications
- IPv6 QoS support
- Policy-based QoS based on VLAN, port, MAC and general packet classifiers
- Policy-based storm protection
- Extensive remarking capabilities
- Taildrop for queue congestion control
- Queue scheduling options for strict priority, weighted round robin or mixed scheduling
- Type of Service (ToS) IP precedence and DiffServ marking based on layer 2, 3 and 4 headers

## Resiliency Features

- Control Plane Prioritization (CPP) ensures the CPU always has sufficient bandwidth to process network control traffic
- Dynamic link failover (host attach)
- EPSRing (Ethernet Protection Switched Rings) with SuperLoop Protection (SLP) and enhanced recovery for extra resiliency
- Flexi-stacking - use any port speed to stack: 10G fiber, 10G copper or 40G fiber
- Long-Distance VCStack over fiber with 10G SFP+ modules or 40G QSFP+ modules (LD-VCStack)
- Loop protection: loop detection and thrash limiting
- PVST+ compatibility mode
- STP root guard
- VCStack fast failover minimizes network disruption

## Security Features

- Federal Information Processing Standard Publication 140-2 (FIPS 140-2) certified
- Access Control Lists (ACLs) based on layer 3 and 4 headers
- ACL Groups enable multiple hosts/ports to be included in a single ACL, reducing configuration
- Auth fail and guest VLANs
- Authentication, Authorisation and Accounting (AAA)
- Bootloader can be password protected for device security
- BPDU protection
- DHCP snooping, IP source guard and Dynamic ARP Inspection (DAI)
- DoS attack blocking and virus throttling
- Dynamic VLAN assignment
- MAC address filtering and MAC address lock-down
- Media Access Control Security (MACSec)
- Network Access and Control (NAC) features manage endpoint security
- Learn limits (intrusion detection) for single ports or LAGs
- Private VLANs provide security and port isolation for multiple customers using the same VLAN
- Simple Certificate Enrollment Protocol (SCEP) supports secure management
- Secure Copy (SCP)
- Secure File Transfer Protocol (SFTP) client
- Strong password security and encryption
- Tri-authentication: MAC-based, web-based and IEEE 802.1x
- Web-based authentication

## Software Defined Networking

- OpenFlow v1.3 including support for connection interruption, control plane encryption and inactivity probe

## Environmental Specifications

- Operating temperature range:  
0°C to 45°C (32°F to 113°F)  
Derated by 1°C per 305 meters (1,000 ft)
- Storage temperature range:  
-25°C to 70°C (-13°F to 158°F)
- Operating relative humidity range:  
5% to 90% non-condensing
- Storage relative humidity range:  
5% to 95% non-condensing
- Operating altitude:  
3,048 meters maximum (10,000 ft)

## Electrical Approvals and Compliances

- EMC: EN55022 class A, FCC class A, VCCI class A, ICES-003 class A
- Immunity: EN55024, EN61000-3-levels 2 (Harmonics), and 3 (Flicker) – AC models only

## Safety

- Standards: UL60950-1, CAN/CSA-C22.2 No. 60950-1-03, EN60950-1, EN60825-1, AS/NZS 60950.1
- Certification: UL, cUL, TUV, FIPS 140-2

## Restrictions on Hazardous Substances (RoHS) Compliance

- EU RoHS compliant
- China RoHS compliant

## Physical Specifications

	Width	Depth	Height	Weight
<b>x550-18XTQ</b>	210 mm (8.3 in)	346 mm (13.6 in)	44 mm (1.73 in)	3.1 kg (6.85 lb)
<b>x550-18XSQ</b>	210 mm (8.3 in)	346 mm (13.6 in)	44 mm (1.73 in)	3.2 kg (7.00 lb)
<b>x550-18XSPQm</b>	440 mm (17.3 in)	260 mm (10.2 in)	44 mm (1.73 in)	4.2 kg (9.15 lb)

## Latency (Microseconds)

	Port Speed		
	1Gbps	10Gbps	40Gbps
<b>x550-18XTQ</b>	3.9µs	3.0µs	2.2µs
<b>x550-18XSQ</b>	3.9µs	3.0µs	2.2µs
<b>x550-18XSPQm</b>	3.8µs	3.0µs	2.3µs

## Power Characteristics

	No POE Load			Full POE+ Load			Max PoE Power	Max PoE+ ports at 30W per port
	Max Power Consumption	Max Heat Dissipation	Noise	Max Power Consumption	Max Heat Dissipation	Noise		
<b>x550-18XTQ</b>	128W	436 BTU/h	50 dBA	-	-	-	-	-
<b>x550-18XSQ</b>	111W	378 BTU/h	46 dBA	-	-	-	-	-
<b>x550-18XSPQm</b>	99W	338 BTU/h	47 dBA	391W	1334 BTU/h	47 dBA-	240W	8

## STANDARDS & PROTOCOLS

### AlliedWare Plus Operating System

Version 5.5.6

### Authentication

- RFC 1321 MD5 Message-Digest algorithm
- RFC 1828 IP authentication using keyed MD5

### Border Gateway Protocol (BGP)

#### Border Gateway Protocol (BGP)

- BGP dynamic capability
- BGP outbound route filtering
- RFC 1772 Application of the Border Gateway Protocol (BGP) in the Internet
- RFC 1997 BGP communities attribute
- RFC 2385 Protection of BGP sessions via the TCP MD5 signature option
- RFC 2439 BGP route flap damping
- RFC 2545 Use of BGP-4 multiprotocol extensions for IPv6 inter-domain routing
- RFC 2858 Multiprotocol extensions for BGP-4
- RFC 2918 Route refresh capability for BGP-4
- RFC 3392 Capabilities advertisement with BGP-4
- RFC 3882 Configuring BGP to block Denial-of-Service (DoS) attacks
- RFC 4271 Border Gateway Protocol 4 (BGP-4)
- RFC 4360 BGP extended communities
- RFC 4456 BGP route reflection - an alternative to full mesh iBGP
- RFC 4724 BGP graceful restart
- RFC 4893 BGP support for four-octet AS number space
- RFC 5065 Autonomous system confederations for BGP

### Cryptographic Algorithms

- FIPS Approved Algorithms
- Encryption (Block Ciphers):  
AES (ECB, CBC, CFB and OFB Modes)  
3DES (ECB, CBC, CFB and OFB Modes)
- Block Cipher Modes:  
CCM  
CMAC  
GCM  
XTS
- Digital Signatures & Asymmetric Key Generation:  
DSA  
ECDSA  
RSA
- Secure Hashing:  
SHA-1  
SHA-2 (SHA-224, SHA-256, SHA-384, SHA-512)
- Message Authentication:  
HMAC (SHA-1, SHA-2(224, 256, 384, 512)
- Random Number Generation:  
DRBG (Hash, HMAC and Counter)
- Non FIPS Approved Algorithms  
RNG (AES128/192/256)  
DES  
MD5

### Ethernet

- IEEE 802.1AE Media Access Control Security (MACSec)
- IEEE 802.2 Logical Link Control (LLC)
- IEEE 802.3 Ethernet
- IEEE 802.3ab1000BASE-T
- IEEE 802.3ae10 Gigabit Ethernet
- IEEE 802.3af Power over Ethernet (PoE)
- IEEE 802.3an10GBASE-T

- IEEE 802.3at Power over Ethernet Plus (PoE+)
- IEEE 802.3az Energy Efficient Ethernet (EEE)
- IEEE 802.3ba40GBASE-X
- IEEE 802.3bz2.5GBASE-T and 5GBASE-T
- IEEE 802.3x Flow control - full-duplex operation
- IEEE 802.3z 1000BASE-X
- IEEE 1588v2 Precision clock synchronization protocol v2

### IPv4 Features

- RFC 768 User Datagram Protocol (UDP)
- RFC 791 Internet Protocol (IP)
- RFC 792 Internet Control Message Protocol (ICMP)
- RFC 793 Transmission Control Protocol (TCP)
- RFC 826 Address Resolution Protocol (ARP)
- RFC 894 Standard for the transmission of IP datagrams over Ethernet networks
- RFC 919 Broadcasting Internet datagrams
- RFC 922 Broadcasting Internet datagrams in the presence of subnets
- RFC 932 Subnetwork addressing scheme
- RFC 950 Internet standard subnetting procedure
- RFC 951 Bootstrap Protocol (BootP)
- RFC 1027 Proxy ARP
- RFC 1035 DNS client
- RFC 1042 Standard for the transmission of IP datagrams over IEEE 802 networks
- RFC 1071 Computing the Internet checksum
- RFC 1122 Internet host requirements
- RFC 1191 Path MTU discovery
- RFC 1256 ICMP router discovery messages
- RFC 1518 An architecture for IP address allocation with CIDR
- RFC 1519 Classless Inter-Domain Routing (CIDR)
- RFC 1542 Clarifications and extensions for BootP
- RFC 1591 Domain Name System (DNS)

RFC 1812 Requirements for IPv4 routers  
RFC 1918 IP addressing  
RFC 2581 TCP congestion control

## IPv6 Features

RFC 1981 Path MTU discovery for IPv6  
RFC 2460 IPv6 specification  
RFC 2464 Transmission of IPv6 packets over Ethernet networks  
RFC 2711 IPv6 router alert option  
RFC 3484 Default address selection for IPv6  
RFC 3587 IPv6 global unicast address format  
RFC 3596 DNS extensions to support IPv6  
RFC 4007 IPv6 scoped address architecture  
RFC 4193 Unique local IPv6 unicast addresses  
RFC 4213 Transition mechanisms for IPv6 hosts and routers  
RFC 4291 IPv6 addressing architecture  
RFC 4443 Internet Control Message Protocol (ICMPv6)  
RFC 4861 Neighbor discovery for IPv6  
RFC 4862 IPv6 Stateless Address Auto-Configuration (SLAAC)  
RFC 5014 IPv6 socket API for source address selection  
RFC 5095 Deprecation of type 0 routing headers in IPv6  
RFC 5175 IPv6 Router Advertisement (RA) flags option  
RFC 6105 IPv6 Router Advertisement (RA) guard

## Management

AMF Plus MIB and SNMP traps  
AT Enterprise MIB  
SNMPv1, v2c and v3  
IEEE 802.1AB Link Layer Discovery Protocol (LLDP)  
RFC 1155 Structure and identification of management information for TCP/IP-based Internets  
RFC 1157 Simple Network Management Protocol (SNMP)  
RFC 1212 Concise MIB definitions  
RFC 1213 MIB for network management of TCP/IP-based Internets: MIB-II  
RFC 1215 Convention for defining traps for use with the SNMP  
RFC 1227 SNMP MUX protocol and MIB  
RFC 1239 Standard MIB  
RFC 1724 RIPv2 MIB extension  
RFC 2578 Structure of Management Information v2 (SMIv2)  
RFC 2579 Textual conventions for SMIv2  
RFC 2580 Conformance statements for SMIv2  
RFC 2674 Definitions of managed objects for bridges with traffic classes, multicast filtering and VLAN extensions  
RFC 2741 Agent extensibility (AgentX) protocol  
RFC 2787 Definitions of managed objects for VRRP  
RFC 2819 RMON MIB (groups 1,2,3 and 9)  
RFC 2863 Interfaces group MIB  
RFC 3176 sFlow: a method for monitoring traffic in switched and routed networks  
RFC 3411 An architecture for describing SNMP management frameworks  
RFC 3412 Message processing and dispatching for the SNMP  
RFC 3413 SNMP applications  
RFC 3414 User-based Security Model (USM) for SNMPv3  
RFC 3415 View-based Access Control Model (VACM) for SNMP  
RFC 3416 Version 2 of the protocol operations for the SNMP  
RFC 3417 Transport mappings for the SNMP  
RFC 3418 MIB for SNMP  
RFC 3635 Definitions of managed objects for the Ethernet-like interface types  
RFC 3636 IEEE 802.3 MAU MIB  
RFC 4022 MIB for the Transmission Control Protocol (TCP)  
RFC 4113 MIB for the User Datagram Protocol (UDP)  
RFC 4188 Definitions of managed objects for bridges  
RFC 4292 IP forwarding table MIB  
RFC 4293 MIB for the Internet Protocol (IP)

RFC 4318 Definitions of managed objects for bridges with RSTP  
RFC 4560 Definitions of managed objects for remote ping, traceroute and lookup operations  
RFC 5424 Syslog protocol  
RFC 6527 Definitions of managed objects for VRRPv3

## Multicast Support

Bootstrap Router (BSR) mechanism for PIM-SM  
IGMP query solicitation  
IGMP snooping (IGMPv1, v2 and v3)  
IGMP snooping fast-leave  
IGMP/MLD multicast forwarding (IGMP/MLD proxy)  
MLD snooping (MLDv1 and v2)  
PIM for IPv6 and PIM SSM for IPv6  
RFC 1112 Host extensions for IP multicasting (IGMPv1)  
RFC 2236 Internet Group Management Protocol v2 (IGMPv2)  
RFC 2710 Multicast Listener Discovery (MLD) for IPv6  
RFC 2715 Interoperability rules for multicast routing protocols  
RFC 3306 Unicast-prefix-based IPv6 multicast addresses  
RFC 3376 IGMPv3  
RFC 3618 Multicast Source Discovery Protocol (MSDP)  
RFC 3810 Multicast Listener Discovery v2 (MLDv2) for IPv6  
RFC 3956 Embedding the Rendezvous Point (RP) address in an IPv6 multicast address  
RFC 3973 PIM Dense Mode (DM)  
RFC 4541 IGMP and MLD snooping switches  
RFC 4601 Protocol Independent Multicast - Sparse Mode (PIM-SM): protocol specification (revised)  
RFC 4604 Using IGMPv3 and MLDv2 for source-specific multicast  
RFC 4607 Source-specific multicast for IP

## Open Shortest Path First (OSPF)

OSPF link-local signaling  
OSPF MD5 authentication  
Out-of-band LSDb resync  
RFC 1245 OSPF protocol analysis  
RFC 1246 Experience with the OSPF protocol  
RFC 1370 Applicability statement for OSPF  
RFC 1765 OSPF database overflow  
RFC 2328 OSPFv2  
RFC 2370 OSPF opaque LSA option  
RFC 2740 OSPFv3 for IPv6  
RFC 3101 OSPF Not-So-Stubby Area (NSSA) option  
RFC 3509 Alternative implementations of OSPF area border routers  
RFC 3623 Graceful OSPF restart  
RFC 3630 Traffic engineering extensions to OSPF  
RFC 4552 Authentication/confidentiality for OSPFv3  
RFC 5329 Traffic engineering extensions to OSPFv3  
RFC 5340 OSPFv3 for IPv6 (partial support)

## Quality of Service (QoS)

IEEE 802.1p Priority tagging  
RFC 2211 Specification of the controlled-load network element service  
RFC 2474 DiffServ precedence for eight queues/port  
RFC 2475 DiffServ architecture  
RFC 2597 DiffServ Assured Forwarding (AF)  
RFC 2697 A single-rate three-color marker  
RFC 2698 A two-rate three-color marker  
RFC 3246 DiffServ Expedited Forwarding (EF)

## Resiliency Features

IEEE 802.1AX Link aggregation (static and LACP)  
IEEE 802.1D MAC bridges  
IEEE 802.1s Multiple Spanning Tree Protocol (MSTP)  
IEEE 802.1w Rapid Spanning Tree Protocol (RSTP)  
IEEE 802.3ad Static and dynamic link aggregation  
RFC 5798 Virtual Router Redundancy Protocol version 3 (VRRPv3) for IPv4 and IPv6

## Security Features

SSH remote login  
SSLv2 and SSLv3  
TACACS+ Accounting, Authentication, Authorization (AAA)  
IEEE 802.1X Authentication protocols (TLS, TTLS, PEAP and MD5)  
IEEE 802.1X Multi-suplicant authentication  
IEEE 802.1X Port-based network access control  
RFC 2560 X.509 Online Certificate Status Protocol (OCSP)  
RFC 2818 HTTP over TLS ("HTTPS")  
RFC 2865 RADIUS authentication  
RFC 2866 RADIUS accounting  
RFC 2868 RADIUS attributes for tunnel protocol support  
RFC 2986 PKCS #10: certification request syntax specification v1.7  
RFC 3546 Transport Layer Security (TLS) extensions  
RFC 3579 RADIUS support for Extensible Authentication Protocol (EAP)  
RFC 3580 IEEE 802.1x RADIUS usage guidelines  
RFC 3748 PPP Extensible Authentication Protocol (EAP)  
RFC 4251 Secure Shell (SSHv2) protocol architecture  
RFC 4252 Secure Shell (SSHv2) authentication protocol  
RFC 4253 Secure Shell (SSHv2) transport layer protocol  
RFC 4254 Secure Shell (SSHv2) connection protocol  
RFC 5176 RADIUS CoA (Change of Authorization)  
RFC 5280 X.509 certificate and Certificate Revocation List (CRL) profile  
RFC 5425 Transport Layer Security (TLS) transport mapping for Syslog  
RFC 5656 Elliptic curve algorithm integration for SSH  
RFC 6125 Domain-based application service identity within PKI using X.509 certificates with TLS  
RFC 6614 Transport Layer Security (TLS) encryption for RADIUS  
RFC 6668 SHA-2 data integrity verification for SSH  
RFC 8446 Transport Layer Security (TLS) v1.3  
RFC 8894 Simple Certificate Enrollment Protocol (SCEP)

## Services

RFC 854 Telnet protocol specification  
RFC 855 Telnet option specifications  
RFC 857 Telnet echo option  
RFC 858 Telnet suppress go ahead option  
RFC 1091 Telnet terminal-type option  
RFC 1350 Trivial File Transfer Protocol (TFTP)  
RFC 1985 SMTP service extension  
RFC 2049 MIME  
RFC 2131 DHCPv4 (server, relay and client)  
RFC 2132 DHCP options and BootP vendor extensions  
RFC 2616 Hypertext Transfer Protocol - HTTP/1.1  
RFC 2821 Simple Mail Transfer Protocol (SMTP)  
RFC 2822 Internet message format  
RFC 3046 DHCP relay agent information option (DHCP option 82)  
RFC 3315 DHCPv6 (server, relay and client)  
RFC 3633 IPv6 prefix options for DHCPv6  
RFC 3646 DNS configuration options for DHCPv6  
RFC 3993 Subscriber-ID suboption for DHCP relay agent option  
RFC 4330 Simple Network Time Protocol (SNTP) version 4  
RFC 5905 Network Time Protocol (NTP) version 4

## VLAN Support

IEEE 802.1ad Provider bridges (VLAN stacking, Q-in-Q)  
IEEE 802.1Q Virtual LAN (VLAN) bridges  
IEEE 802.1v VLAN classification by protocol and port  
IEEE 802.3ac VLAN tagging

## Voice over IP (VoIP)

LLDP-MED ANSI/TIA-1057  
Voice VLAN

## Feature Licenses

	Description	Includes	Stack Licensing
<b>AT-FL-x550-01</b>	x550 Premium license	<ul style="list-style-type: none"> <li>■ OSPF (256 routes)</li> <li>■ RIP (256 routes)</li> <li>■ OSPF (256 routes)</li> <li>■ PIMv4-SM, DM and SSM</li> <li>■ EPSR master</li> <li>■ VLAN double tagging (Q-in-Q)</li> <li>■ RIPng (256 routes)</li> <li>■ OSPFv3 (256 routes)</li> <li>■ MLDv1 and v2</li> <li>■ PIM-SMv6/SSMv6</li> <li>■ UDLD</li> <li>■ PTP Transparent mode</li> </ul>	<ul style="list-style-type: none"> <li>■ One license per stack member</li> </ul>
<b>AT-SW-APM10-1YR<sup>1,2</sup></b>	Cumulative AMF Plus Master license	<ul style="list-style-type: none"> <li>■ AMF Plus Master license for up to 10 nodes for 1 year</li> </ul>	<ul style="list-style-type: none"> <li>■ One license per stack</li> </ul>
<b>AT-SW-APM10-5YR<sup>1,2</sup></b>	Cumulative AMF Plus Master license	<ul style="list-style-type: none"> <li>■ AMF Plus Master license for up to 10 nodes for 5 years</li> </ul>	<ul style="list-style-type: none"> <li>■ One license per stack</li> </ul>
<b>AT-SW-AWC10-1YR<sup>3</sup></b>	Cumulative AWC license	<ul style="list-style-type: none"> <li>■ Autonomous Wave Control (AWC) license for up to 10 access points for 1 year</li> </ul>	<ul style="list-style-type: none"> <li>■ One license per stack</li> </ul>
<b>AT-SW-AWC10-5YR<sup>3</sup></b>	Cumulative AWC license	<ul style="list-style-type: none"> <li>■ Autonomous Wave Control (AWC) license for up to 10 access points for 5 years</li> </ul>	<ul style="list-style-type: none"> <li>■ One license per stack</li> </ul>
<b>AT-SW-CB10-1YR-2022<sup>4</sup></b>	Cumulative AWC-CB and AWC-SC license	<ul style="list-style-type: none"> <li>■ AWC Channel Blanket and AWC Smart Connect license for up to 10 access points for 1 year</li> </ul>	<ul style="list-style-type: none"> <li>■ One license per stack</li> </ul>
<b>AT-SW-CB10-5YR-2022<sup>4</sup></b>	Cumulative AWC-CB and AWC-SC license	<ul style="list-style-type: none"> <li>■ AWC Channel Blanket and AWC Smart Connect license for up to 10 access points for 5 years</li> </ul>	<ul style="list-style-type: none"> <li>■ One license per stack</li> </ul>
<b>AT-FL-x550-OF13-1YR</b>	OpenFlow license	<ul style="list-style-type: none"> <li>■ OpenFlow v1.3 for 1 year</li> </ul>	<ul style="list-style-type: none"> <li>■ Not supported on a stack</li> </ul>
<b>AT-FL-x550-OF13-5YR</b>	OpenFlow license	<ul style="list-style-type: none"> <li>■ OpenFlow v1.3 for 5 years</li> </ul>	<ul style="list-style-type: none"> <li>■ Not supported on a stack</li> </ul>
<b>AT-FL-x550-8032</b>	ITU-T G.8032 license	<ul style="list-style-type: none"> <li>■ G.8032 ring protection</li> <li>■ Ethernet CFM</li> </ul>	<ul style="list-style-type: none"> <li>■ One license per stack member</li> </ul>
<b>AT-FL-x550-CPOE</b>	Continuous PoE license	<ul style="list-style-type: none"> <li>■ Continuous PoE power for XSPQm model</li> </ul>	<ul style="list-style-type: none"> <li>■ One license per stack member</li> </ul>
<b>AT-FL-x550-MSEC</b>	MACSec license	<ul style="list-style-type: none"> <li>■ Media Access Control Security</li> </ul>	<ul style="list-style-type: none"> <li>■ One license per stack member</li> </ul>

<sup>1</sup> From AW+ version 5.5.2-2 onwards, AMF Plus licenses provide all standard AMF network management and automation features. They also enable the AMF Plus intent-based networking features in Vista Manager EX (from version 3.10.1 onwards)

<sup>2</sup> Purchase one license per 10 nodes (up to 40 nodes maximum)

<sup>3</sup> 5 APs can be managed for free. Purchase one license per 10 additional APs (up to 40 APs maximum)

<sup>4</sup> Channel Blanket and Smart Connect are not available as free services. Both an AWC-CB license and an AWC license are required for Channel Blanket and/or Smart Connect to operate. Purchase one AWC-CB license per 10 APs (up to 40 APs maximum).

## ORDERING INFORMATION

Model availability can vary between regions. Please check our website to see which models are available in your region.

<b>AT-x550-18XTQ-xx</b>	16-port 1G/10G BaseT stackable switch with 2 QSFP ports, and a single fixed power supply
<b>AT-x550-18XSQ-xx<sup>5</sup></b>	16-port 1G/10G SFP+ stackable switch with 2 QSFP ports, and a single fixed power supply
<b>AT-x550-18XSPQm-xx<sup>5</sup></b>	8-port 1G/2.5G/5G/10G BaseT PoE+ and 8-port 1G/10G SFP+ stackable switch with 2 QSFP ports, and a single fixed power supply
<b>AT-RKMT-J15</b>	Rack mount kit to install two XTQ and/or XSQ devices side by side in a 19-inch equipment rack
<b>AT-STND-J03</b>	Stand-kit for AT-x550-18XTQ and AT-x550-18XSQ

Where x = 10 for US power cord  
 20 for no power cord  
 30 for UK power cord  
 40 for AU power cord  
 50 for EU power cord

Note: switches ship with 19-inch rack mount brackets

<sup>5</sup> Trade Act Agreement compliant

## Accessories

40GbE QSFP Modules	
AT-QSFPLR4	40GLR4 1310 nm medium-haul, 10 km with SMF
AT-QSFPSR4	40GSR4 850 nm short-haul up to 150 m with MMF
AT-QSFPER4	40GER4 1310 nm long-haul, 40 km with SMF
AT-QSFP1CU	QSFP+ copper cable 1m
AT-QSFP3CU	QSFP+ copper cable 3 m
Breakout Cables For 4 x 10G connections	
AT-QSFP-4SFP10G-3CU	QSFP to 4 x SFP+ breakout direct attach cable (3m)
AT-QSFP-4SFP10G-5CU	QSFP to 4 x SFP+ breakout direct attach cable (5m)
10GbE SFP+ Modules	
AT-SP10SR	10GSR 850 nm short-haul, 300 m with MMF
AT-SP10SR/I	10GSR 850 nm short-haul, 300 m with MMF industrial temperature
AT-SP10LRa/I	10GLR 1310 nm medium-haul, 10 km with SMF industrial temperature
AT-SP10ER40a/I	10GER 1310 nm long-haul, 40 km with SMF industrial temperature
AT-SP10ZR80/I	10GER 1550 nm long-haul, 80 km with SMF industrial temperature
AT-SP10BD10/I-12	10 GbE Bi-Di (1270 nm Tx, 1330 nm Rx) fiber up to 10 km industrial temperature, TAA <sup>5</sup>
AT-SP10BD10/I-13	10 GbE Bi-Di (1330 nm Tx, 1270 nm Rx) fiber upto 10 km industrial temperature, TAA <sup>5</sup>

10GbE SFP+ Modules	
AT-SP10BD20-12	10 GbE Bi-Di (1270 nm Tx, 1330 nm Rx) fiber up to 20 km, TAA <sup>5</sup>
AT-SP10BD20-13	10 GbE Bi-Di (1330 nm Tx, 1270 nm Rx) fiber up to 20 km, TAA <sup>5</sup>
AT-SP10BD40/I-12	10 GbE Bi-Di (1270 nm Tx, 1330 nm Rx) fiber up to 40 km industrial temperature, TAA <sup>5</sup>
AT-SP10BD40/I-13	10 GbE Bi-Di (1330 nm Tx, 1270 nm Rx) fiber up to 40 km industrial temperature, TAA <sup>5</sup>
AT-SP10TM	1G/2.5G/5G/10G, 100m copper, TAA <sup>5</sup>
AT-SP10TW1	1 meter SFP+ direct attach cable
AT-SP10TW3	3 meter SFP+ direct attach cable
1000Mbps SFP Modules	
AT-SPTXc	1000T 100 m copper
AT-SPSX	1000SX GbE multi-mode 850 nm fiber up to 550 m
AT-SPEX	1000X GbE multi-mode 1310 nm fiber up to 2 km
AT-SPLX10a	1000LX GbE single-mode 1310 nm fiber up to 10 km
AT-SPLX10a/I	1000LX GbE single-mode 1310 nm fiber up to 10 km industrial temperature
AT-SPBD10-13	1000LX GbE Bi-Di (1310 nm Tx, 1490 nm Rx) fiber up to 10 km
AT-SPBD10-14	1000LX GbE Bi-Di (1490 nm Tx, 1310 nm Rx) fiber up to 10 km
AT-SPLX40	1000LX GbE single-mode 1310 nm fiber up to 40 km

Note: Any Allied Telesis 40G or 10G module or direct attach cable can also be used for stacking. Stacking is also supported using the 10G RJ45 copper ports.

<sup>5</sup> Trade Act Agreement compliant